

بِسْمِ اللَّهِ الرَّحْمَنِ الرَّحِيمِ

أبسط تعليمي أوتوكاد

في الهندسة المدنية

اعداد

مهندس سامح سعد عبد السلام

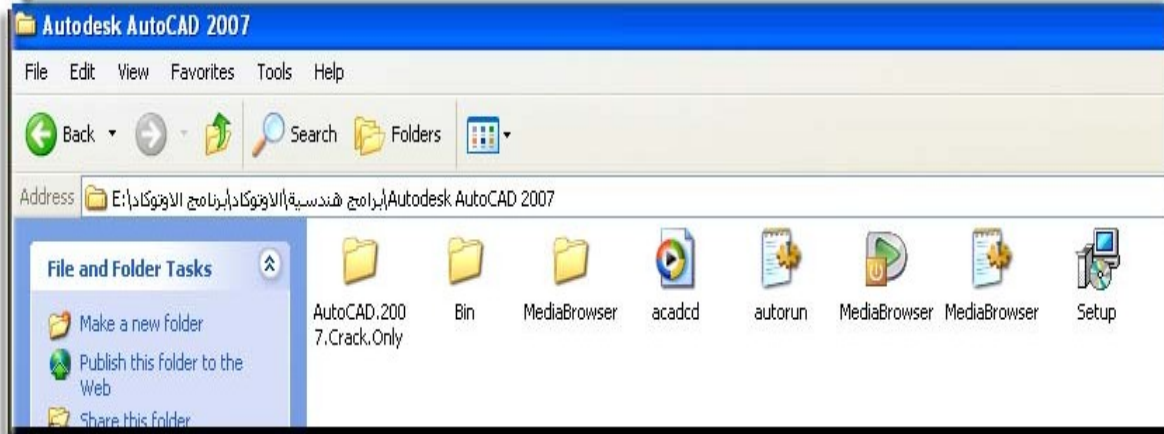
كلية الهندسة جامعة الزقازيق

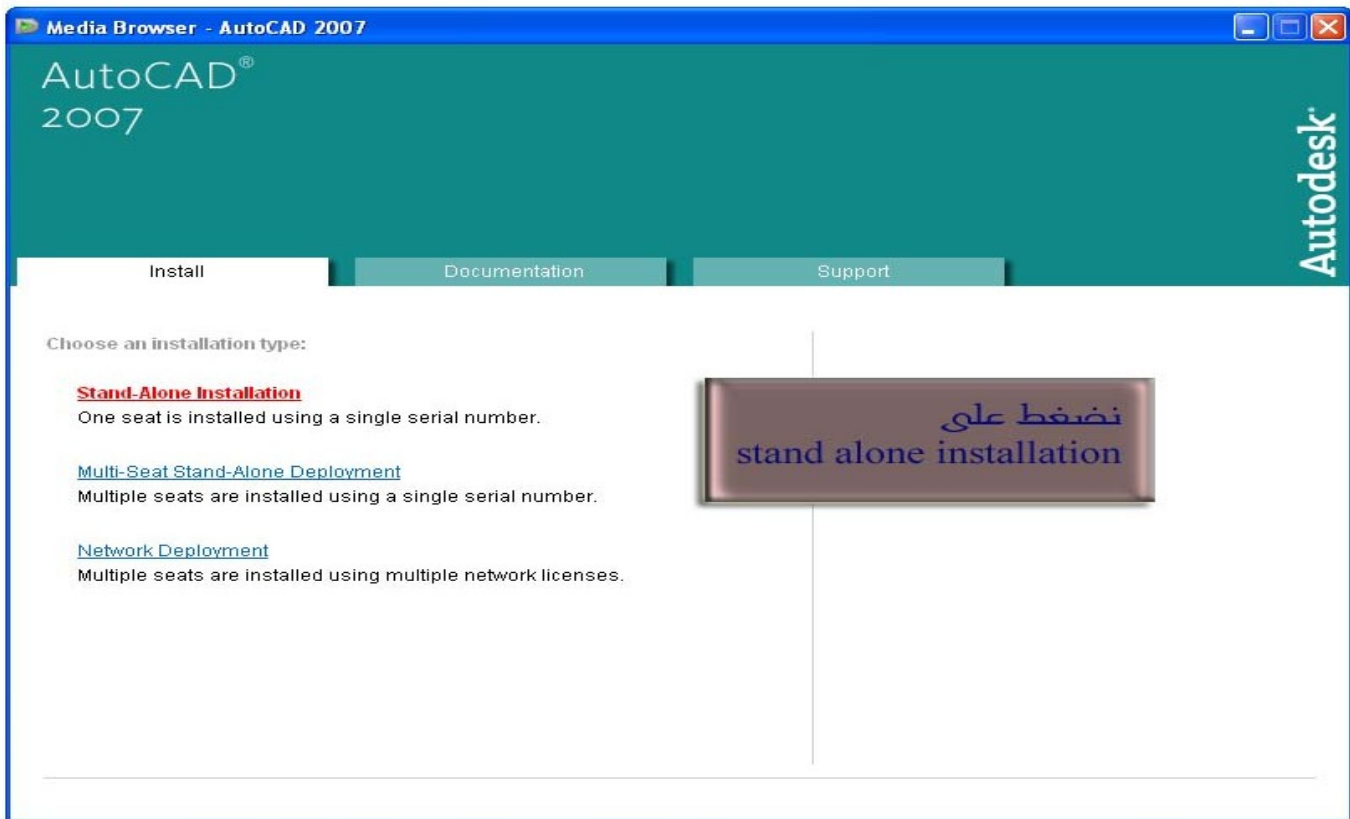
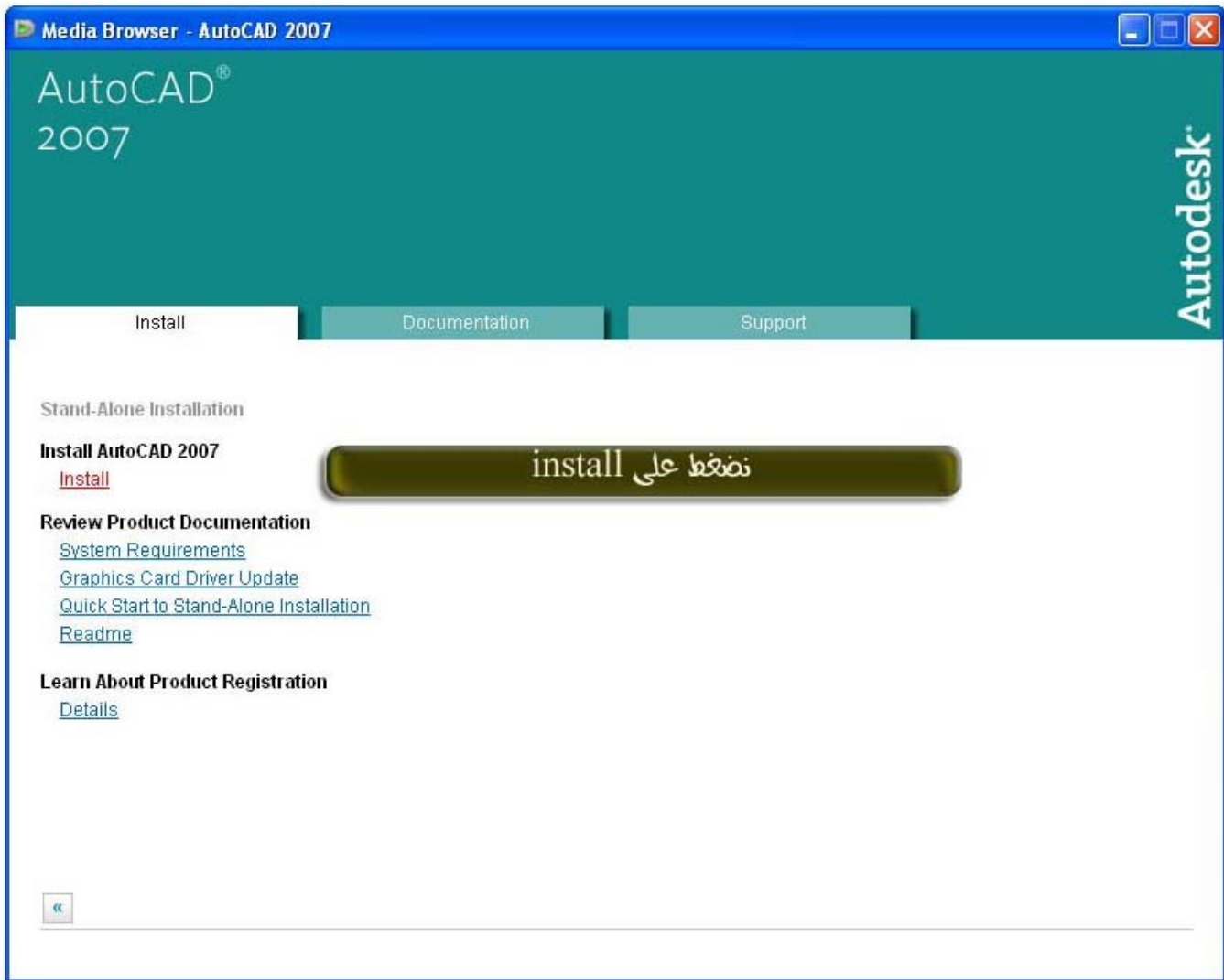
eng_sameh_saad@yahoo.com

الباب الاول

(طريقة تنصيب البرنامج بطريقة صحيحة)

هذا هو مجلد برنامج الاوتوكاد نقوم بالضغط على أيقونة (setup) ونتبع بقية الخطوات على الصور الآتية





Media Browser - AutoCAD 2007

AutoCAD® 2007

Autodesk

Install Documentation Support

Stand-Alone Installation

Install AutoCAD 2007
[Install](#)

Review Product Documentation
[System Requirements](#)
[Graphics Card Driver Update](#)
[Quick Start to Stand-Alone Installation](#)
[Readme](#)

Learn About Product Registration
[Details](#)

Autodesk Setup

Some support components must be installed before AutoCAD 2007 - English is installed.

The required support components will be installed now.

OK Cancel

ok اضبط

macromedia **FLASH** ENABLED

Media Browser - AutoCAD 2007

AutoCAD® 2007

Autodesk

Install Documentation Support

Stand-Alone Installation

Install AutoCAD 2007
[Install](#)

Review Product Documentation
[System Requirements](#)
[Graphics Card Driver Update](#)
[Quick Start to Stand-Alone Installation](#)
[Readme](#)

Learn About Product Registration
[Details](#)

Autodesk Setup

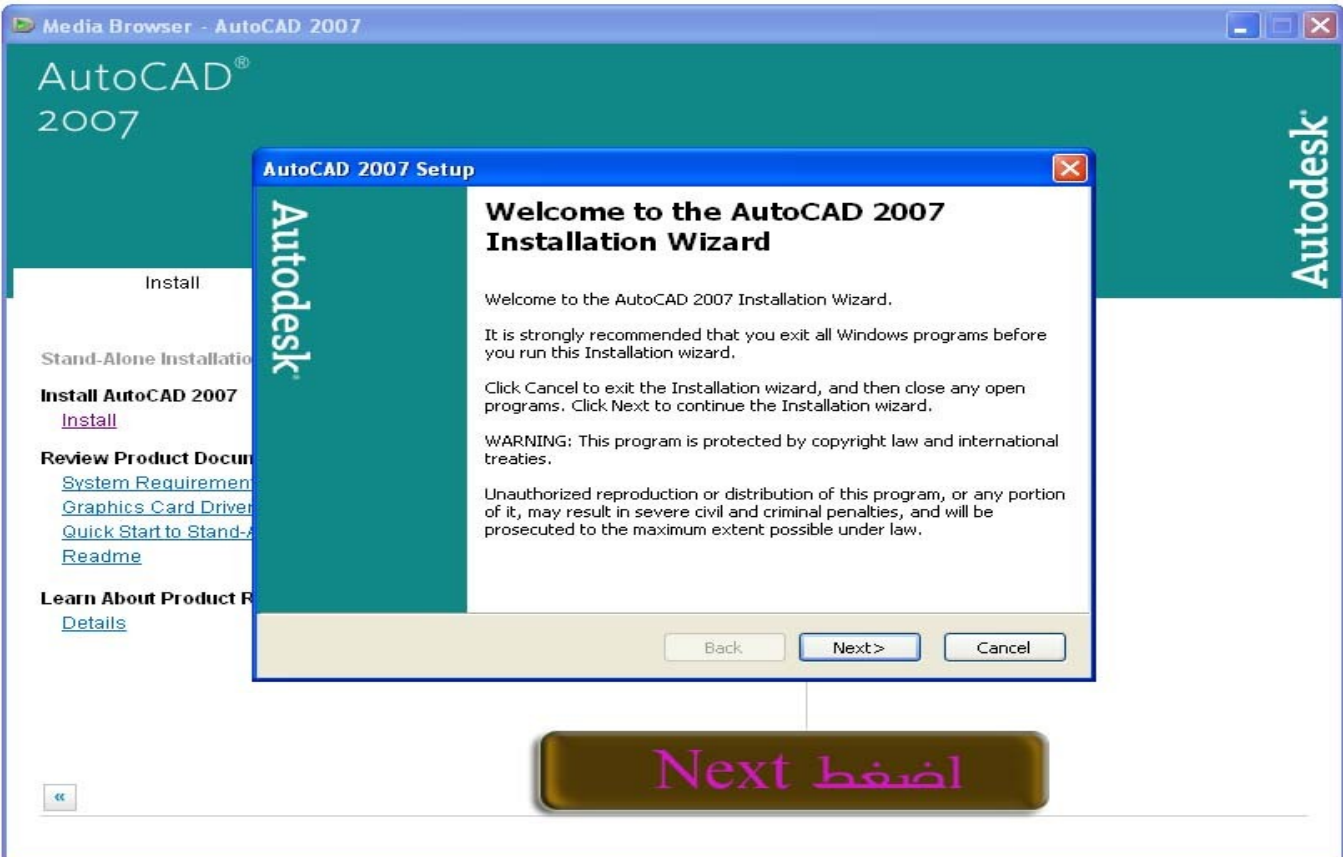
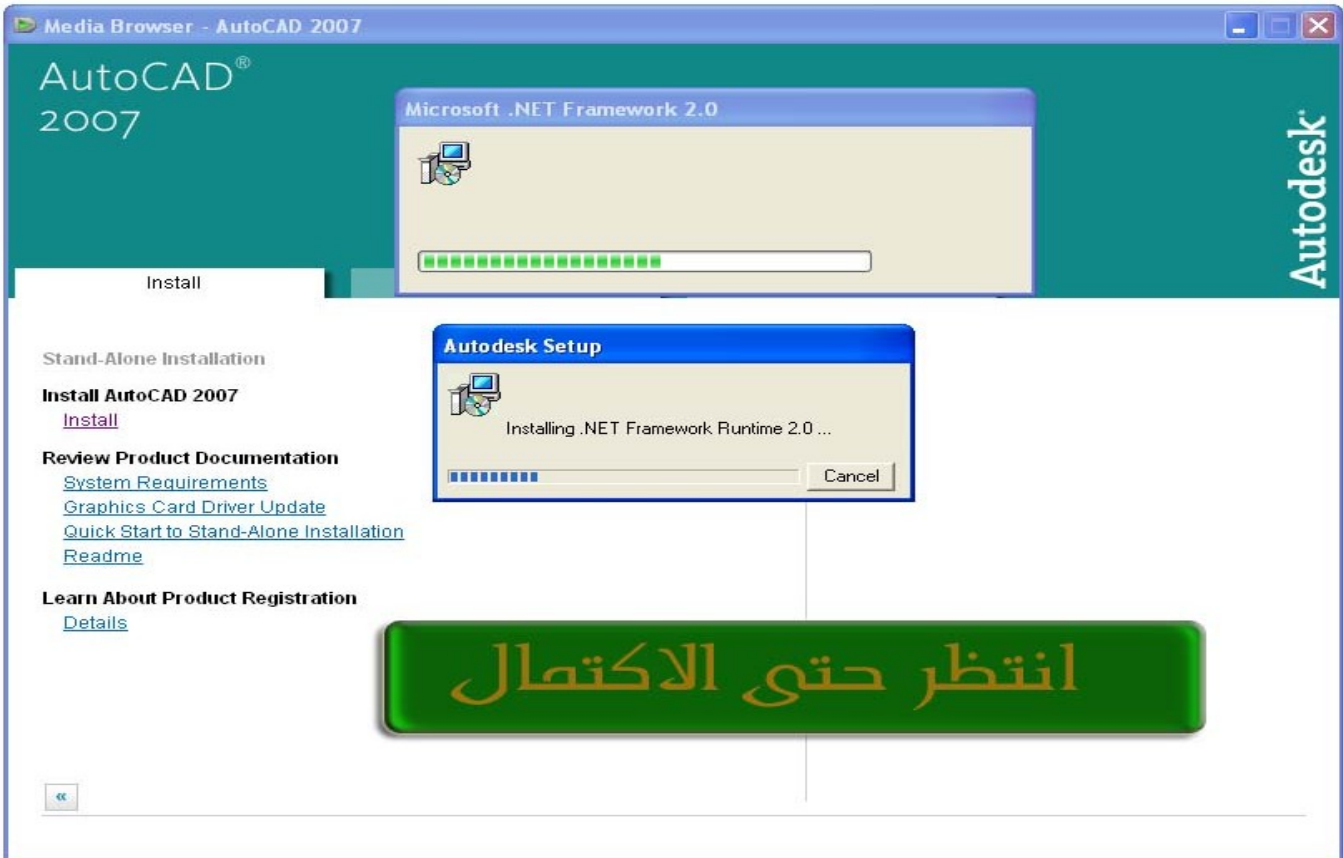
Installing .NET Framework Runtime 2.0 ...

Cancel

انتظر

حتى الانتهاء

macromedia **FLASH** ENABLED



Media Browser - AutoCAD 2007

AutoCAD®
2007

Autodesk

Install

Stand-Alone Installation

Install AutoCAD 2007
[Install](#)

Review Product Documentation
[System Requirements](#)
[Graphics Card Drivers](#)
[Quick Start to Stand-Alone Installation](#)
[Readme](#)

Learn About Product Features
[Details](#)

AutoCAD 2007 Setup

Serial Number

If you have already purchased AutoCAD 2007, enter your serial number in the spaces below. If you are a subscription customer, enter your group ID instead of the serial number.

Your serial number or group ID is located on the outside of the AutoCAD 2007 product package. The information is required for customer purchase authentication.

If you have not yet purchased AutoCAD 2007, enter 000-00000000 in the spaces below, and click Next to install a Trial version. You can purchase AutoCAD 2007 later.

Serial Number

000 - 00000000

<Back Next> Cancel

أدخل الأرقام ثم اضغط Next

Media Browser - AutoCAD 2007

AutoCAD®
2007

Autodesk

Install

Stand-Alone Installation

Install AutoCAD 2007
[Install](#)

Review Product Documentation
[System Requirements](#)
[Graphics Card Drivers](#)
[Quick Start to Stand-Alone Installation](#)
[Readme](#)

Learn About Product Features
[Details](#)

AutoCAD 2007 Setup

User Information

Enter your personal information in the spaces below. The information you enter here is permanent and is available in the About box under the help menu item in AutoCAD 2007.

First Name: eng_sameh

Last Name: saad

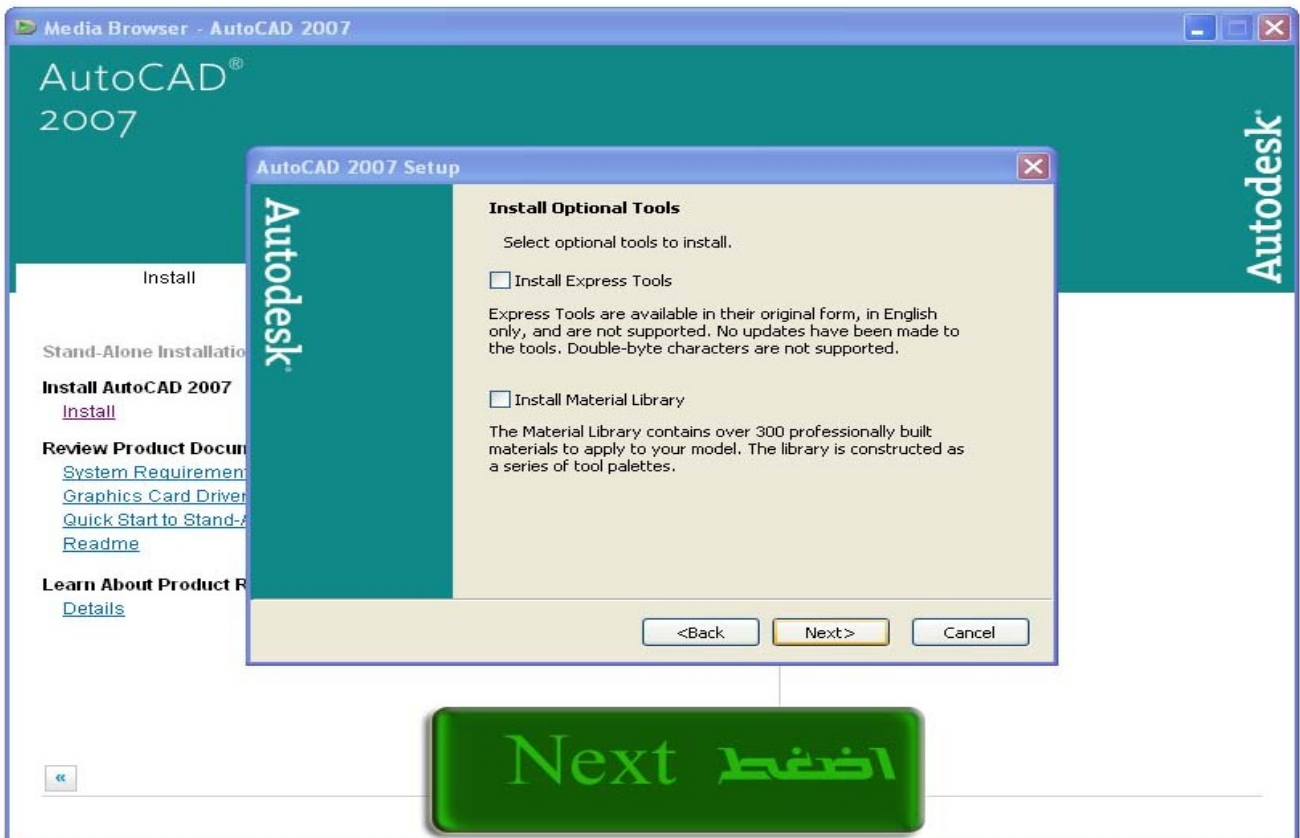
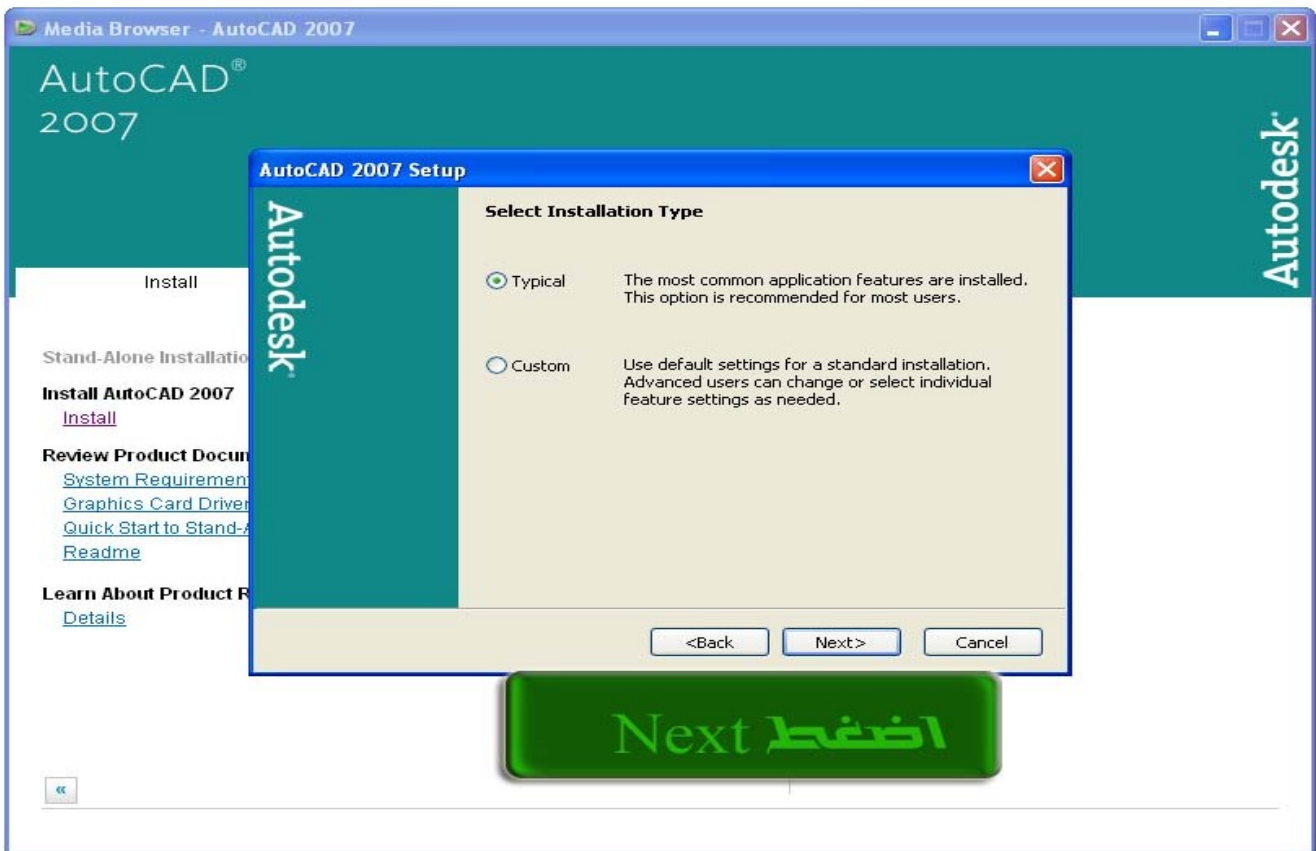
Organization: civil engineering

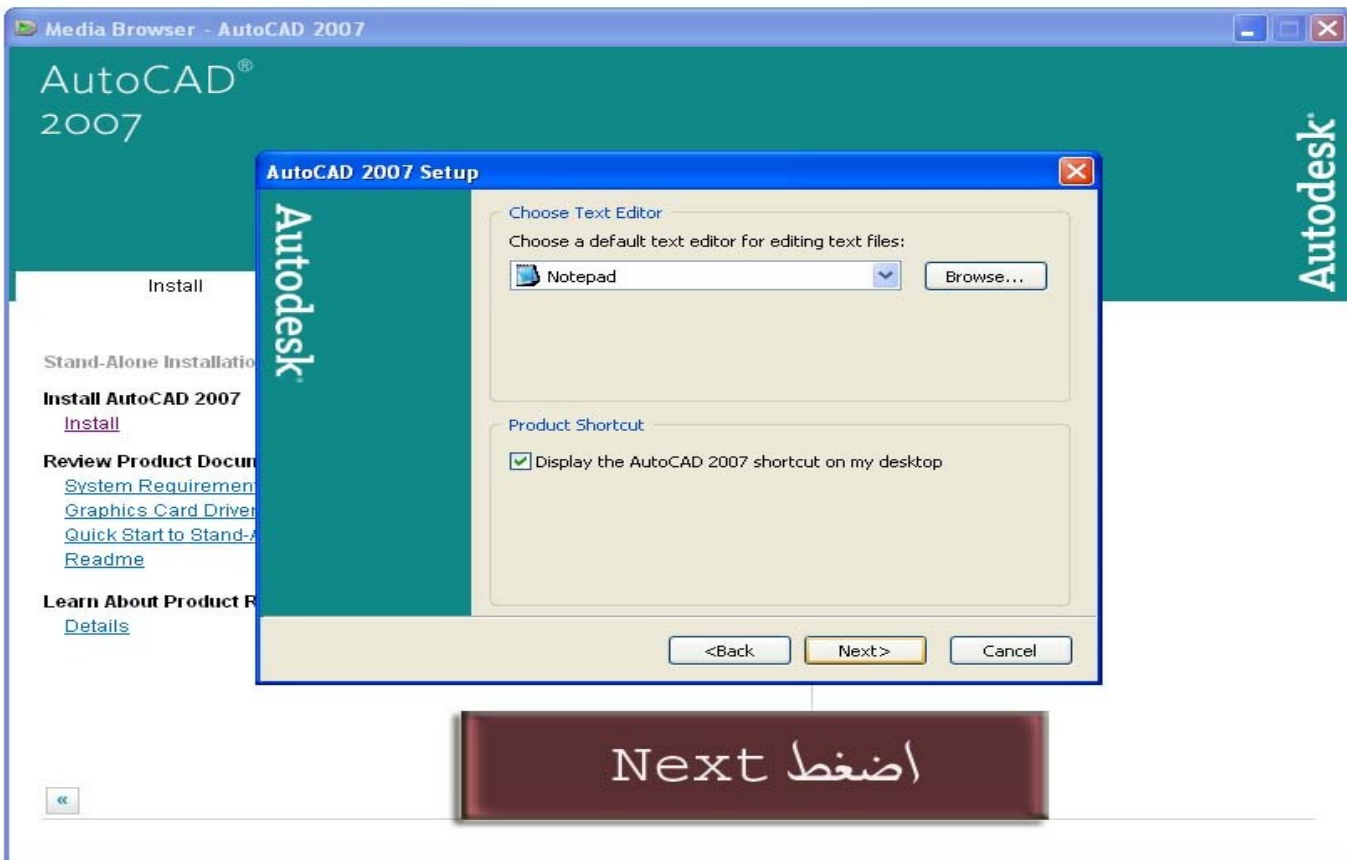
Dealer: abcdef

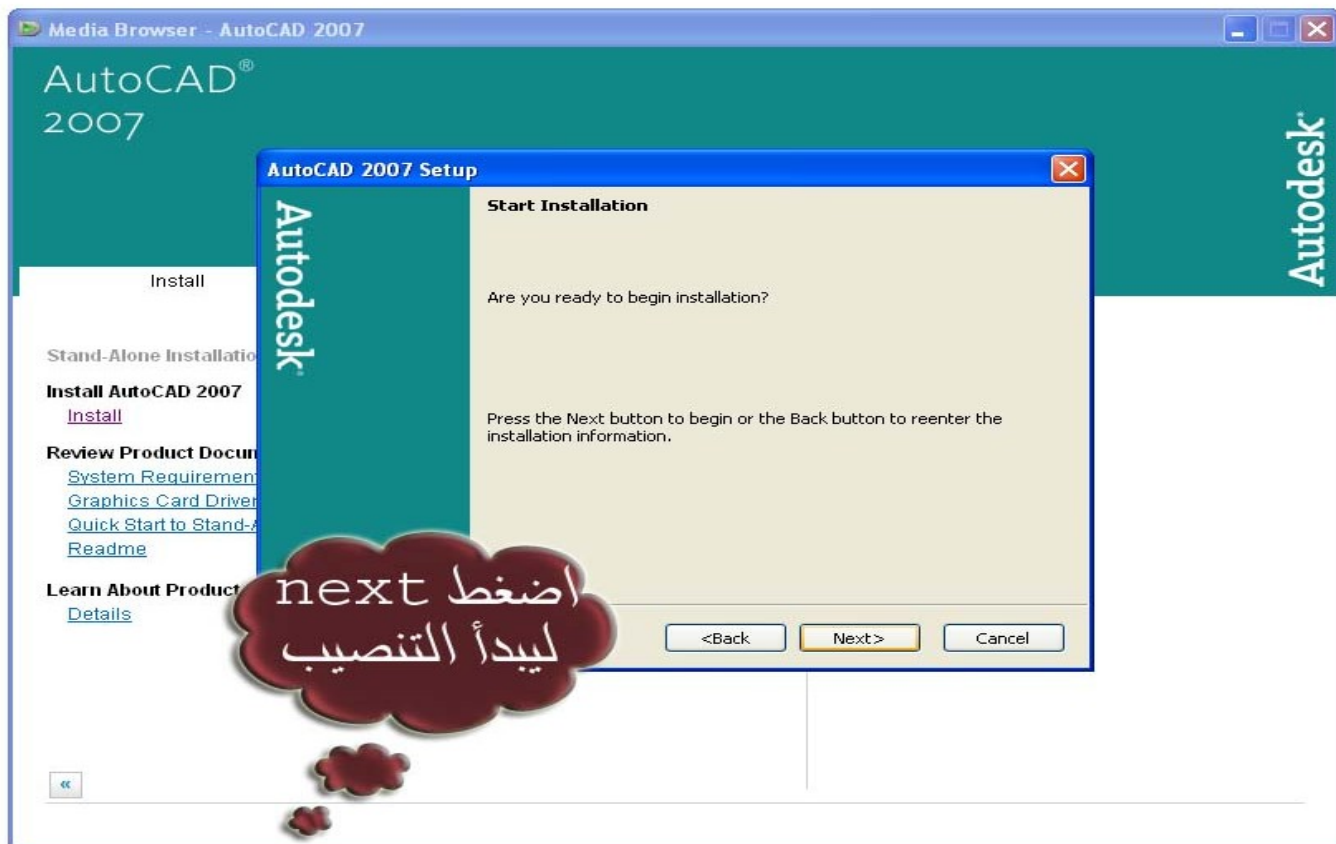
Dealer Phone: 000000000

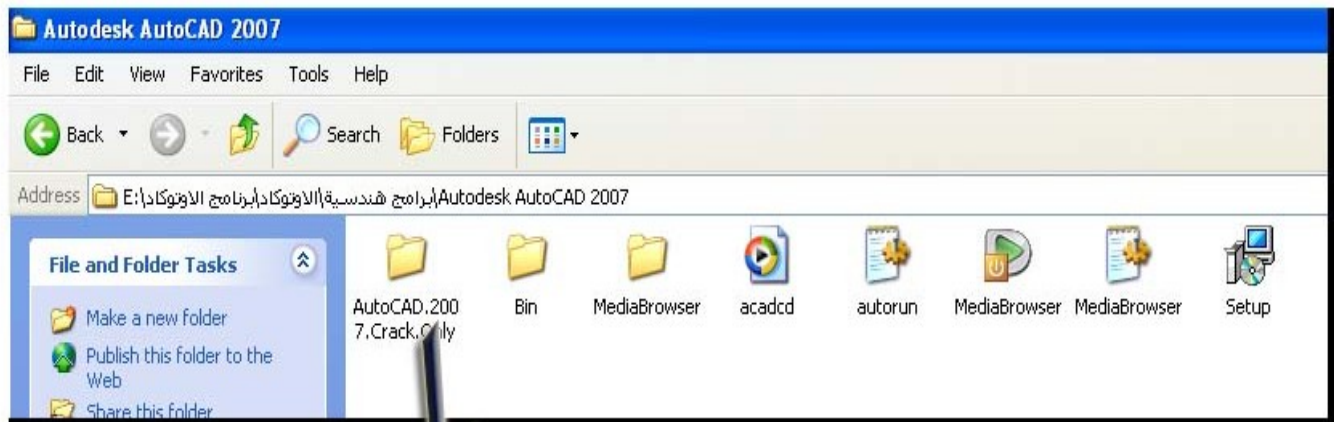
<Back Next> Cancel

املأ هذه الفراغات بأبي بيانات متاحة لديك ثم اضغط Next

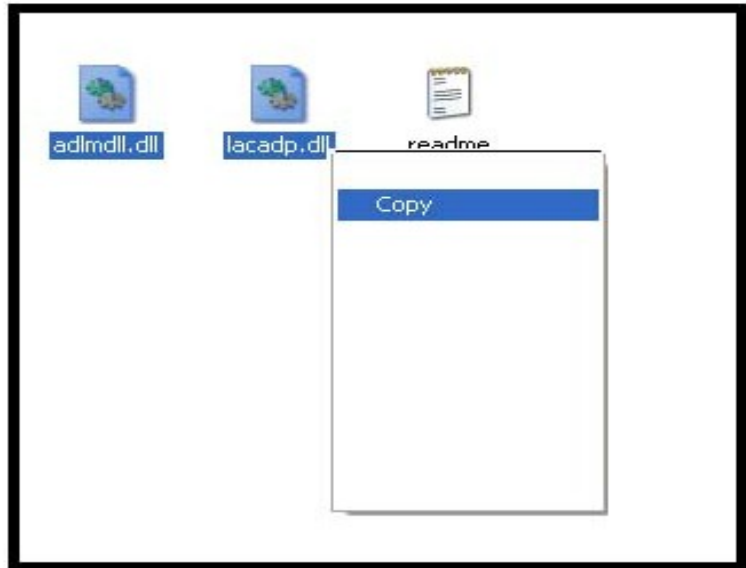








طريقة نسخ
(عمل نسخة) من
ملفات الكراك
من مجلد
crack



AutoCAD 2007

File Edit View Favorites Tools Help

Back Search Folders

Address C:\Program Files\AutoCAD 2007

File and Folder Tasks

- Make a new folder
- Publish this folder to Web
- Share this folder

Other Places

AutoCAD 2007 File Folder

Date Modified: 01 ١٤٢٠ هـ، 03:27 ص

نفتح هذا المكان
c:\program files\autocad2007
ونعمل لصق (paste) للملفين اللى عملنا لهم
نسخ (copy)

View

- Arrange Icons By
- Refresh
- Customize This Folder...
- Paste
- Paste Shortcut
- Undo Delete Ctrl+Z
- New
- Properties

acDcHatch acDcHatch... acDcImages acDcImages...

acDcTextSt... acDcTextSt... acDcUtils.dll acDcUtilsRe... acDcXrefs acDcXrefsR... acddptype acddptyper...



Workspaces

Choose a task-based workspace from the list below to set the initial workspace and the default drawing template.

3D Modeling
AutoCAD Classic

Opens with the default drawing template file. Displays the classic default interface.

Don't Show me

OK

ok hēni

AutoCAD®
2007

Autocad classic نۆنار

Autodesk

New Features Workshop

The New Features Workshop is a series of interactive animations, tutorials, and short descriptions designed to help you learn the new features.

Would you like to view the New Features Workshop now?

- Yes
- Maybe later
- No, don't show me this again

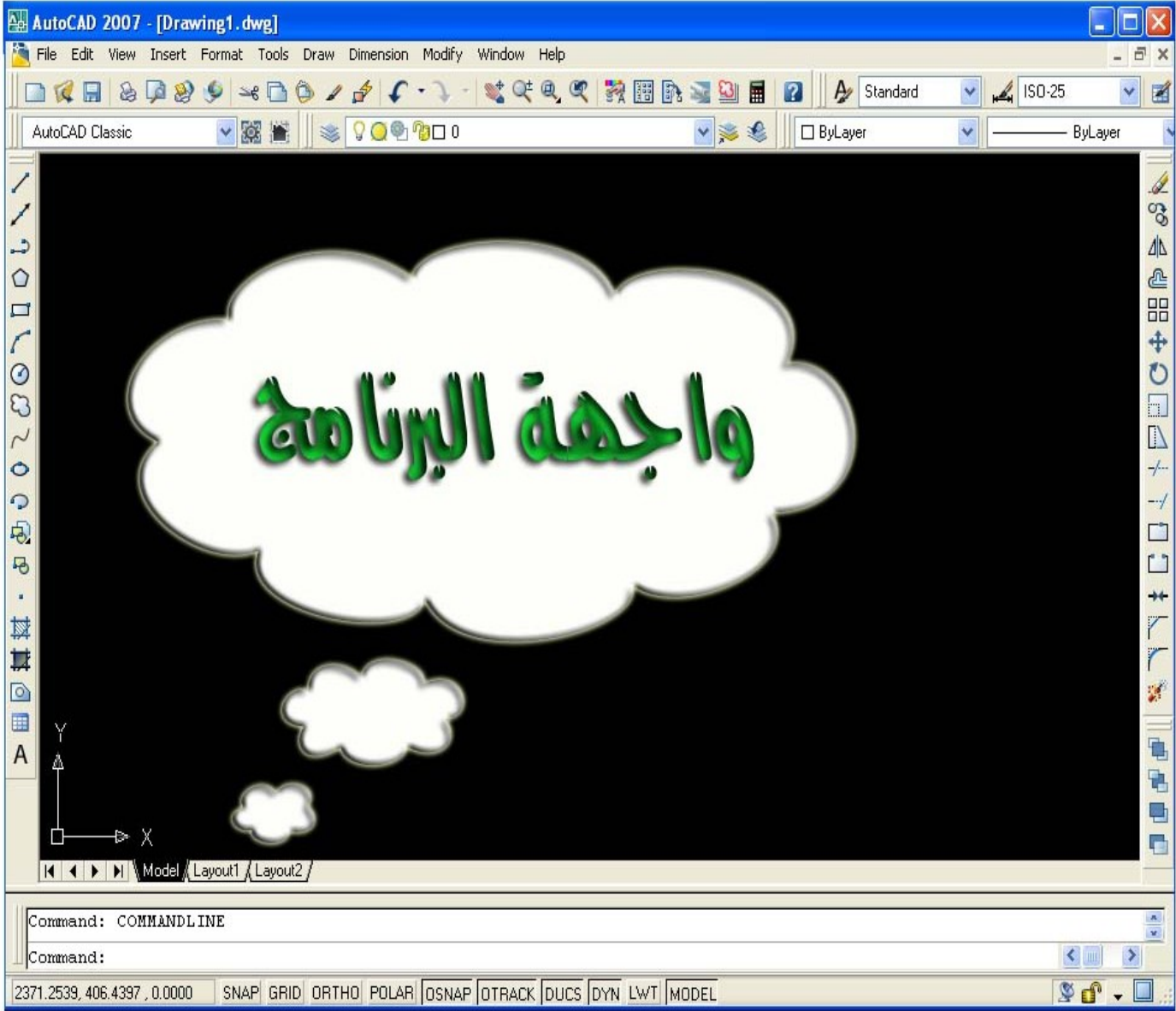
You can also access the New Features Workshop from the Help menu.

OK

ok hēni

AutoCAD®
2007

Autodesk



نرجو مراسلتنا على الايميل

eng_sameh_saad@yahoo.com

واعطاءنا رأيكم في هذا الكتاب لتفاديه في بقية الابواب القادمة

This document was created with Win2PDF available at <http://www.daneprairie.com>.
The unregistered version of Win2PDF is for evaluation or non-commercial use only.